CHILDS ELEMENTARY

GRADE LEVEL: K

J. DAIGNEAU
R. RICKLE
C. THRONE

KINDERGARTEN

Freckle (Math and Reading)

student.freckle.com

Classroom Codes:

Mrs. Throne's classroom – Thronh

Mrs. Daigneau's classroom – Daignz

Mr. Rickle's classroom – rickl7

Journeys Kindergarten
Sight Words

Units 1-3

I like the and see we a to
come me with my you what are now

Unit 4

is how of so many where but
came find on from this will be into
that your who go for here they
soon up

Unit 5

over by them ate her there give could
when make say she some play new all
away said was he must good then no

Unit 6

do little look saw down just out put
have one off our help every take day
went ask very too only walk their show

Name _____ ★★★ one 1

1. How many?



3

_____

_____

_____

2. Add.

2 + 2 = _____



1 + 4 = _____



Writing Practice



Letters and Sounds

Color the pictures that start with "B" .

Name _____ ★★★ two 2

1. How many?



_____

- - -

_____

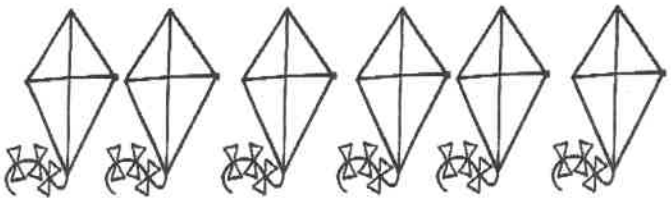

_____

- - -

_____



_____

- - - - -

_____

2. Add.

1 + 3 = _____

- - -

_____



3 + 4 = _____

- - -

_____



Writing Practice

Letters and Sounds

Color the pictures that start with "C" .



Name _____

1. How many?

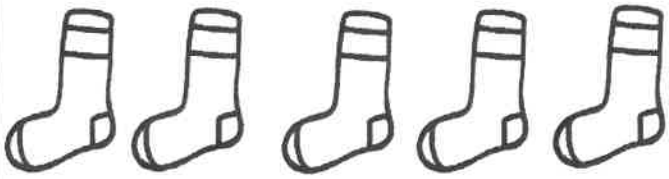

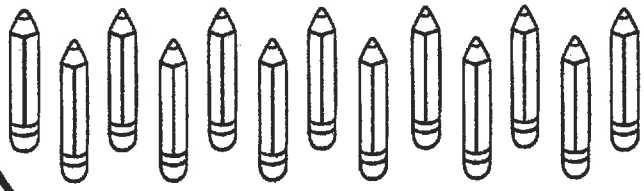

2. Add.

3 + 3 = _____



2 + 5 = _____

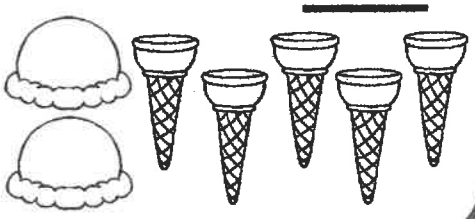

Writing Practice



Letters and Sounds

Color the pictures that start with "D" .



Name _____

1. Match the number and word.



five

two

nine

2. Add.

2 + 2 = ___



2 + 6 = ___

Writing Practice



Letters and Sounds

Color the pictures that start with "F" .

Name _____ five 5

1. Match the number and word.

one

three

eight

2. Add.

3 + 2 = ___

2 + 6 = ___

Writing Practice

g

Letters and Sounds

Color the pictures that start with "G" .

1. Which number is missing?

8, 9, ____, 11

4, ____, 6, 7

10, ____, 12

2. Subtract.

4 - 1 = 3

5 - 3 = ___

Writing Practice

J

Letters and Sounds

Color the pictures that start with "J".



Name _____

1. Match the number and word.

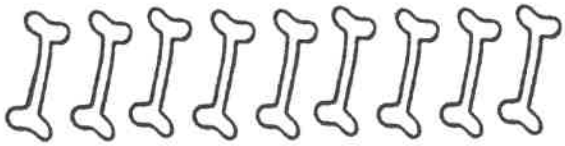

two



nine



six

2. Subtract.

3 - 2 = ___



6 - 2 = ___



Writing Practice



Letters and Sounds

Color the pictures that start with "K" .



1. Which number is missing?

11, 12, ____

15, ____, 17

____, 11, 12

2. Add or subtract.

5 + 1 = ____



5 - 1 = ____



Writing Practice

Letters and Sounds

Color the pictures that start with "L" .





Name _____

ten 10

1. Match the number and word.



ten



four



seven

2. Add or subtract.

6 + 3 = ___

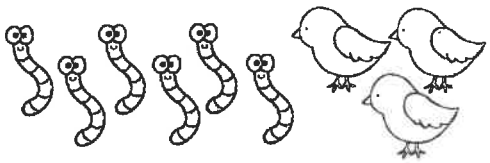

7 - 3 = ___

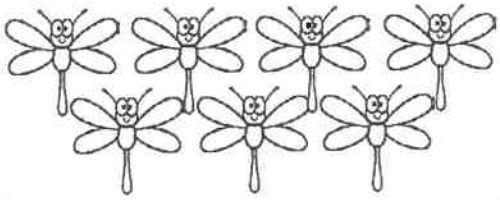

Writing Practice

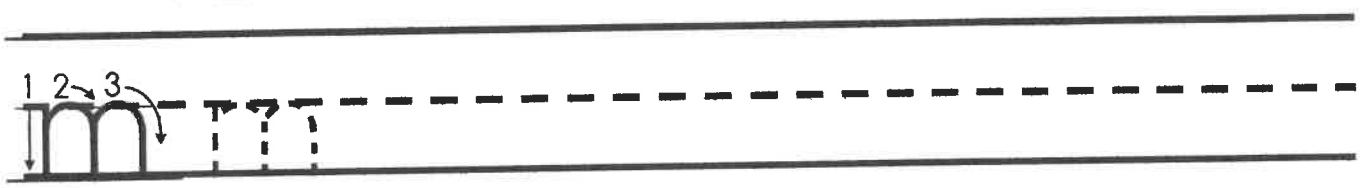

Letters and Sounds

Color the pictures that start with "M" .





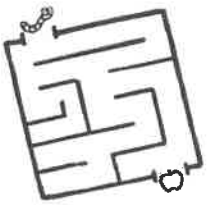

Name :

CVC Words

'ab' Family



cab

Trace It

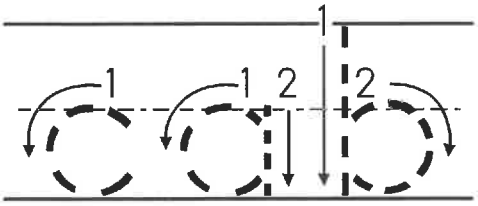

Write It

Color the "ab" familiy

cap jam lab had wag dab gag tab nap cab

©2018 Lanfaloe

Name :

cvc words

'ad' Family



sad

Trace It

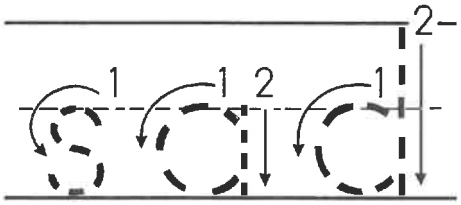

Write It

Color the "ad" familiy

bad
sad
sag
bat
tad
had
gap
tab
dad
lad
bag
pad

©2018 Lanfaloe

Name :

cvc words

'ag' Family



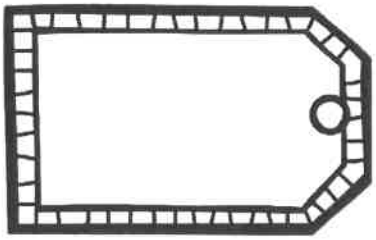

tag

Trace It

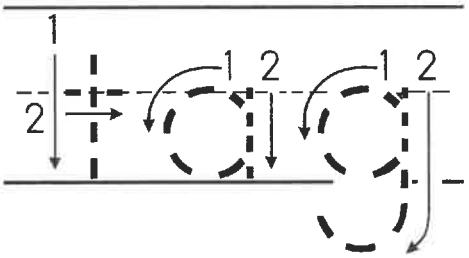

Write It

Color the "ag" familiy

tag
nag
bag
had
rag
wag
sag
mat
sad
gag
lag
pad

©2018 Lanfaloe

NAME

A E I O U

SOMETHING IS MISSING

Write the missing vowel in each word in the blank spaces below.

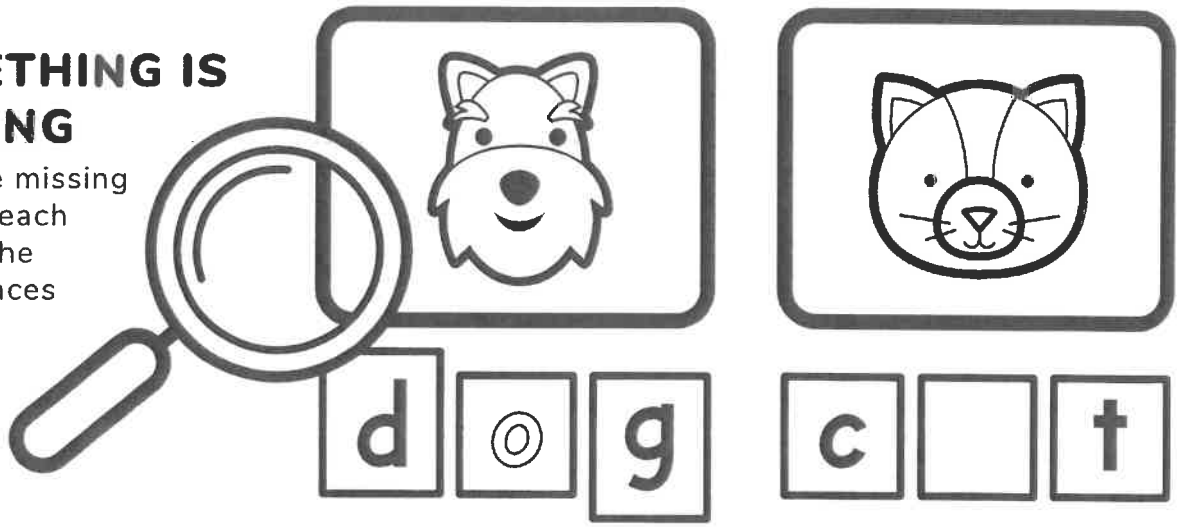

d o g

c ☐ t



c ☐ b



f ☐ x



p ☐ g



p ☐ t



b ☐ g



f ☐ n

© Pen & Wink 2019

NAME

MAKE A MATCH

Trace each word then match the words on the left with the pictures on the right by drawing a line between them.

pan

box

bed

tub

pen

pin

mat

cup



© Pen & Wink 2019

NAME

SNIP AND SPELL

Spell the words below using the letters at the bottom of this paper. Cut the letters, spell the words, and paste them on the paper.

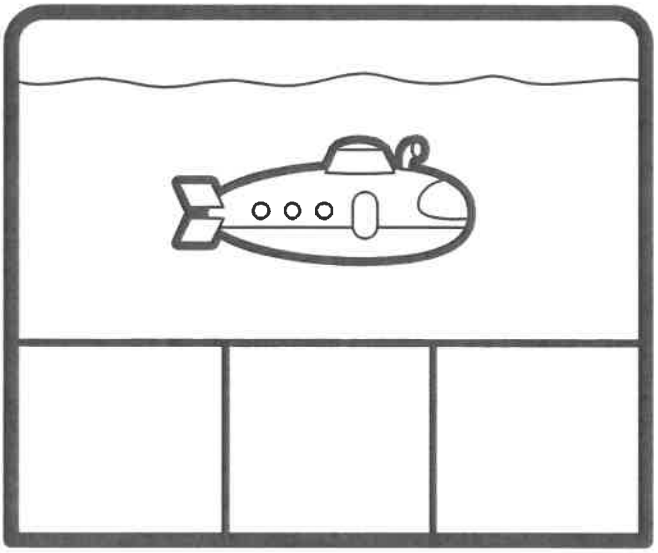



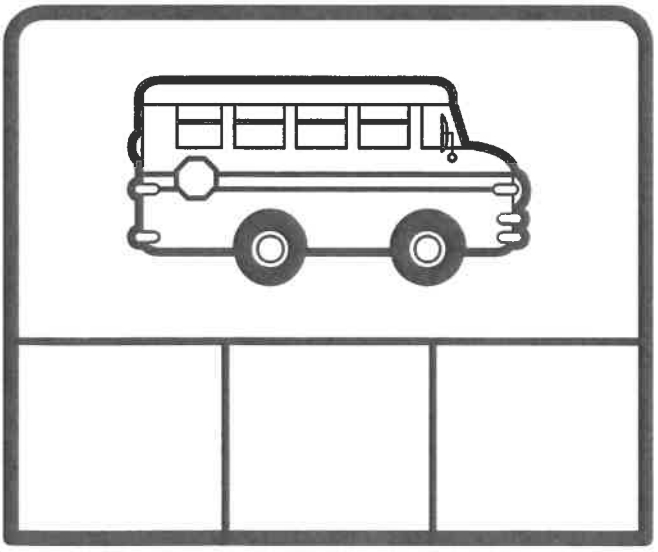

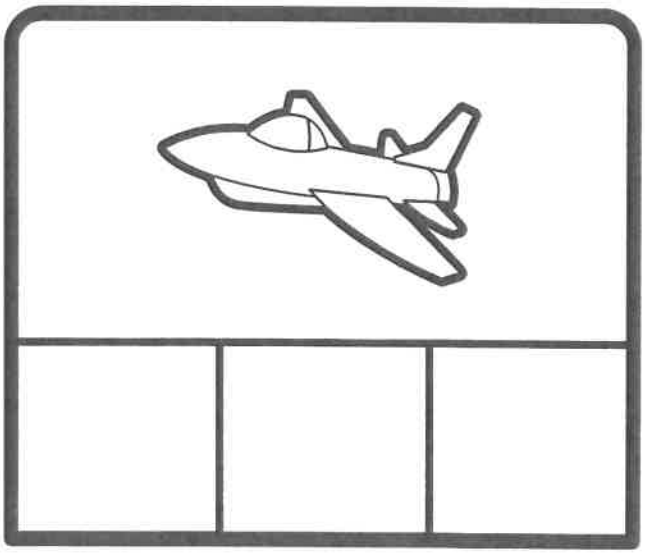

© Pen & Wink 2019

b s a e s v t j u n b u

NAME

THIS OR THAT

Color the word box that describes each picture below.

© Pen & Wink 2019

NAME

NAME THE SAME

Write the name of all the objects below. Color the objects that use all the same letters in their names.



© Pen & Wink 2019

NAME

SPOT AND SPELL

Find the name that belongs with each object. Write the name on the line below.

hug dad set sip fed cup pan ham mit









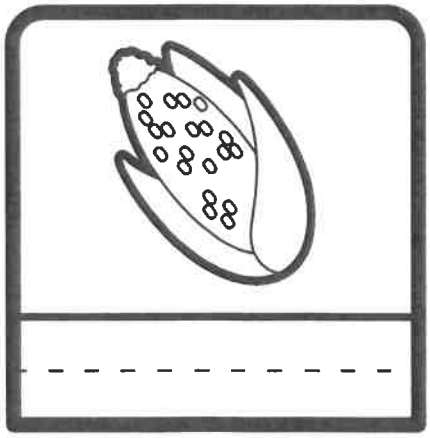







© Pen & Wink 2019

Name _____ Date _____

Sentence Builder

"Unit 1, Lesson 5"

Read the sentence.

I like all the kites.

Build the sentence in correct order.

Trace the sentence.

I like all the kites.

Draw a picture to go with the sentence.

© 2015 Classroom Shenanigans by C.Lis

all	like	the	I	kites.

Name _____ Date _____

Sentence Builder

"Unit 1, Lesson 5"

Read the sentence.

I like all the kites.

GLUE Build the sentence in correct order.

Write the sentence neatly.

Use the word "I" in a sentence.

© 2015 Classroom Shenanigans by C.Lis

all	like	the	I	kites.

Name _____ Date _____

Sentence Builder

"Unit 3, Lesson 11"

Read the sentence.

The rain will come down in spring.

GLUE Build the sentence in correct order.

Trace the sentence.

The rain will come down in spring.

Draw a picture to go with the sentence.

© 2015 Classroom Shenanigans by C.Lis

spring.	will	The	down	in	rain	come

Name _____ Date _____

Sentence Builder

"Unit 3, Lesson 11"

Read the sentence.

The rain will come down in spring.

GLUE Build the sentence in correct order.

Write the sentence neatly.

Use the word "come" in a sentence.

© 2015 Classroom Shenanigans by C.Lis

spring.	will	The	down	in	rain	come

Name _____

WRITING FORMS

Letter

Dear _____,

Love,

Teacher: Have children choose a family member and write a letter to that person. Encourage them to share some interesting news they have.

© Houghton Mifflin Harcourt Publishing Company. All rights reserved.

Copyright © 2014 by Houghton Mifflin Harcourt Publishing Company

Name _____

WRITING FORMS

Opinion Sentences

© Houghton Mifflin Harcourt Publishing Company. All rights reserved.

Teacher: Have children choose an animal and draw a picture of it. Then have them write one or two opinion sentences about the animal.

Copyright © 2014 by Houghton Mifflin Harcourt Publishing Company

Name _____

WRITING FORMS

Opinion Sentences

I love to eat fruit.

Teacher: Read the first sentence aloud. Remind children that this is an opinion sentence, but tell children that they can revise the sentence to make their opinion clearer. Ask children to use editing symbols to add, delete, or change words at the top of the page, then make a clean copy of the complete sentence at the bottom of the page. Have children draw pictures to illustrate their opinion.

© Houghton Mifflin Harcourt Publishing Company. All rights reserved.

Copyright © 2014 by Houghton Mifflin Harcourt Publishing Company

Name _____

WRITING FORMS

List

My Favorite Foods



© Houghton Mifflin Harcourt Publishing Company. All rights reserved.

Teacher: Ask children to draft a list of their favorite foods. Remind them to put one food on each line. Encourage them to continue their lists on the back of the paper, if needed.

Copyright © 2014 by Houghton Mifflin Harcourt Publishing Company

Name _____

WRITING FORMS

Lists

Getting Ready for School

Teacher: Give children the picture lists they created during the previous minilesson. Have them describe the pictures in words and write the list on this page, using numbers for each activity.

© Houghton Mifflin Harcourt Publishing Company. All rights reserved.

Copyright © 2014 by Houghton Mifflin Harcourt Publishing Company

Name _____

WRITING FORMS

Invitation

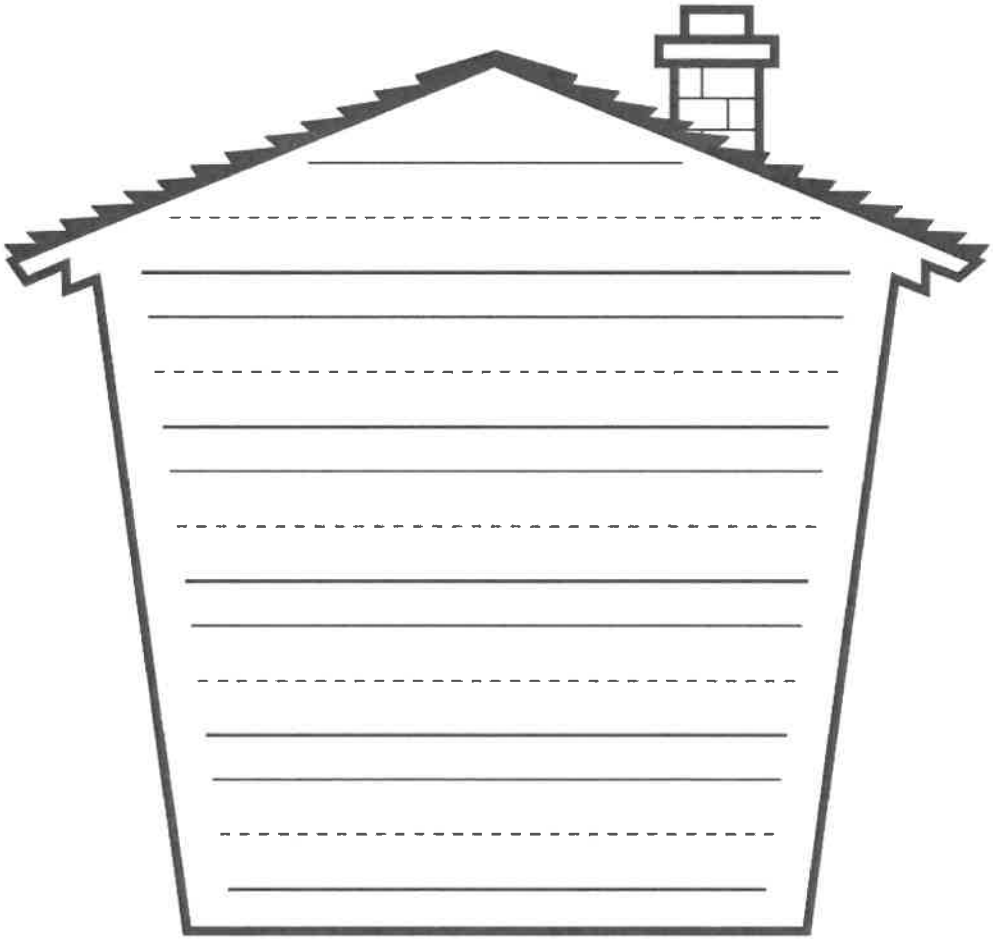

© Houghton Mifflin Harcourt Publishing Company. All rights reserved.

Teacher: Ask children to use the invitation plan they made in Minilesson 45. Have them draft an invitation to a friend or family member based on this plan. They should write *Dear* ___ at the top and their own name at the bottom.

Copyright © 2014 by Houghton Mifflin Harcourt Publishing Company

Name _____

WRITING FORMS

Report

Teacher: Give children the papers they completed earlier, in which they noted facts they learned about animals. Guide children to choose 2–3 of these facts and write them in sentence form, then draw a picture.

© Houghton Mifflin Harcourt Publishing Company. All rights reserved.

Copyright © 2014 by Houghton Mifflin Harcourt Publishing Company

Name _____

WRITING FORMS

Report

Cows

Cows eat.

Cows make sounds.

_____

_____

_____

_____

_____

_____

_____

_____

_____

© Houghton Mifflin Harcourt Publishing Company. All rights reserved.

Teacher: Read the report on cows aloud. Ask children to revise the report so it is clearer and gives better information. Ask children to write a clean copy of their revision at the bottom of the page and draw a picture.

Copyright © 2014 by Houghton Mifflin Harcourt Publishing Company

Name _____

WRITING FORMS

Response To Literature

Teacher: Display the book you chose. Do a brief picture walk so you're sure the book is familiar to children. Then have children write sentences to respond to the book and draw a picture to go with their response.

© Houghton Mifflin Harcourt Publishing Company. All rights reserved.

Copyright © 2014 by Houghton Mifflin Harcourt Publishing Company

Name _____

WRITING FORMS

Response to Literature

Realistic Fiction Response

© Houghton Mifflin Harcourt Publishing Company. All rights reserved.

Teacher: Display a book of realistic fiction and review it with children. Help children copy the title of the book onto the top of the page. Then have children write 2 or more sentences to respond to the story, focusing especially on the realistic parts. Have them close by drawing a picture that goes with their response.

Copyright © 2014 by Houghton Mifflin Harcourt Publishing Company

4-2
Practice

Name _____

Fill in the partners to complete the partner equation.







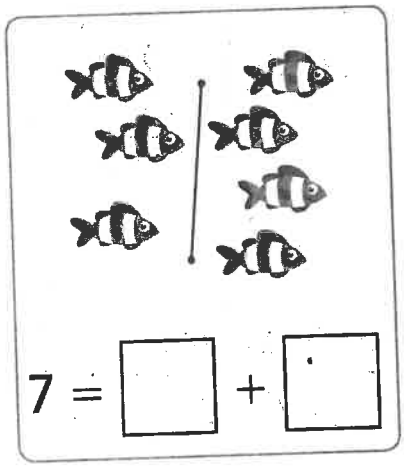

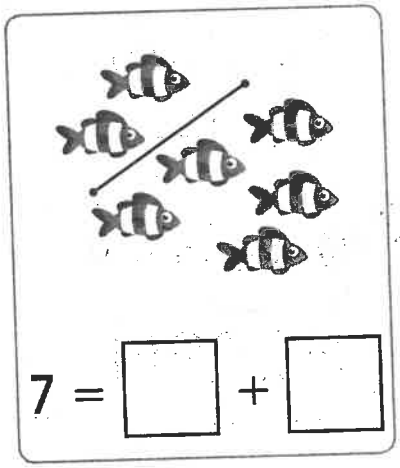

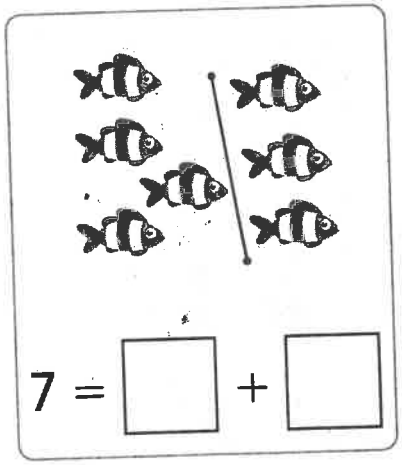





© Houghton Mifflin Harcourt Publishing Company

4-3
Practice

Name _____

Draw a line to show the partners. Write the partners.



10 = ☐ + ☐



10 = ☐ + ☐



10 = ☐ + ☐



10 = ☐ + ☐



10 = ☐ + ☐



10 = ☐ + ☐

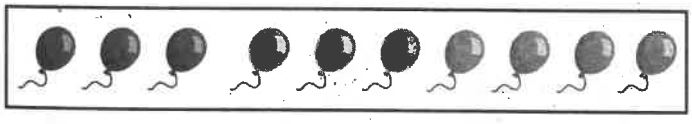

10 = ☐ + ☐

10 = ☐ + ☐



10 = ☐ + ☐

© Houghton Mifflin Harcourt Publishing Company

4-4
Practice

Name _____

Write the partners.

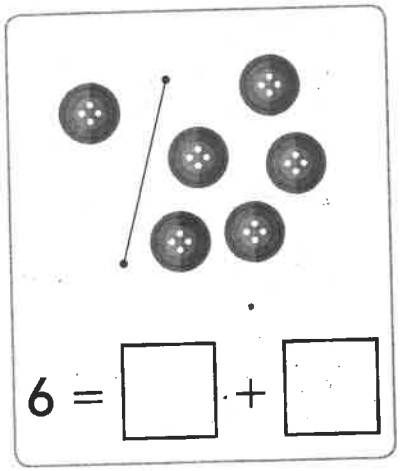

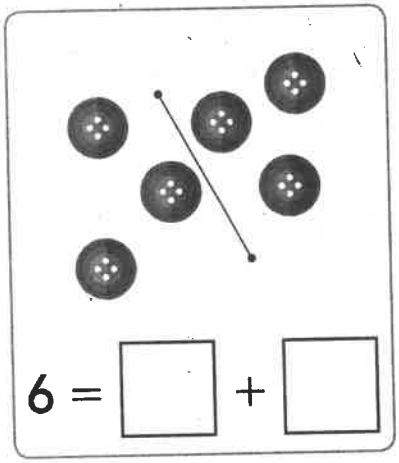

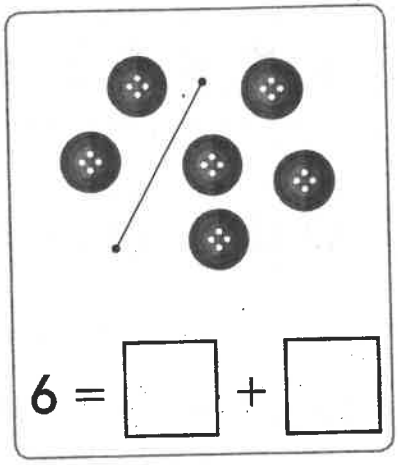

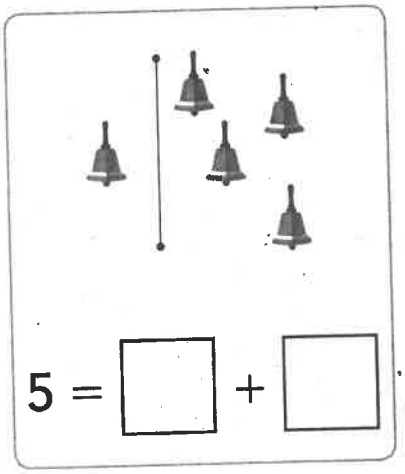

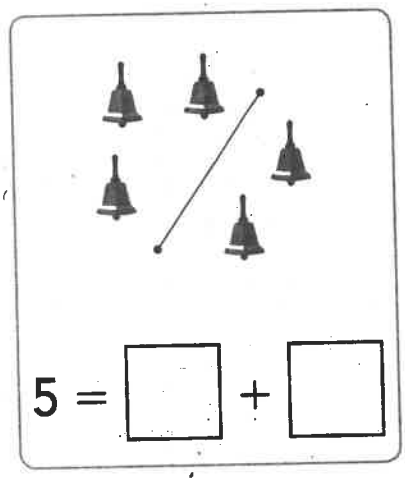

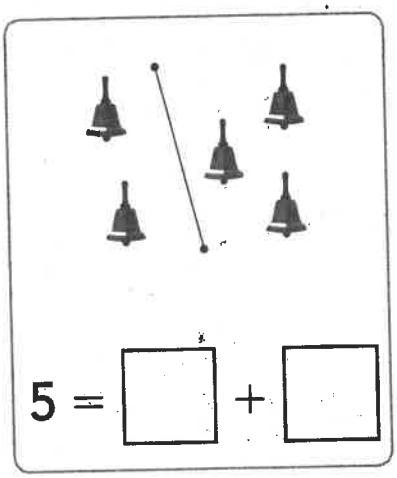

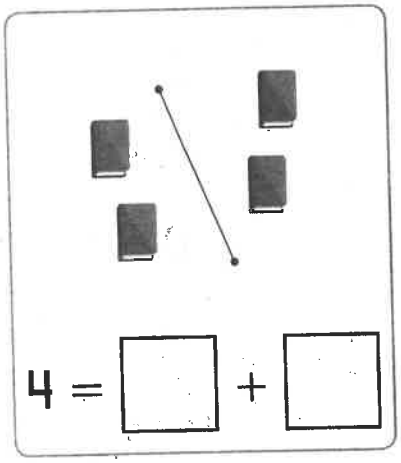

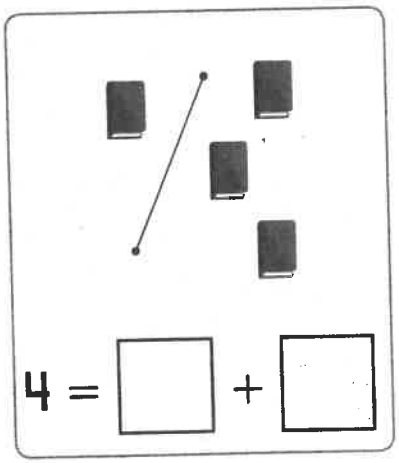

© Houghton Mifflin Harcourt Publishing Company

4-7
Practice

Name _____

Write the partners.

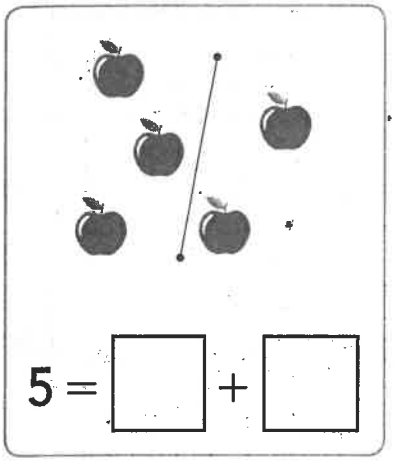

5 = ☐ + ☐

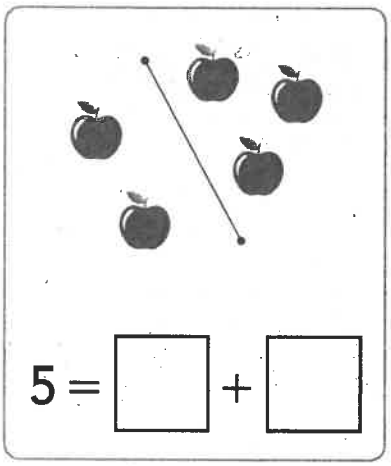

5 = ☐ + ☐

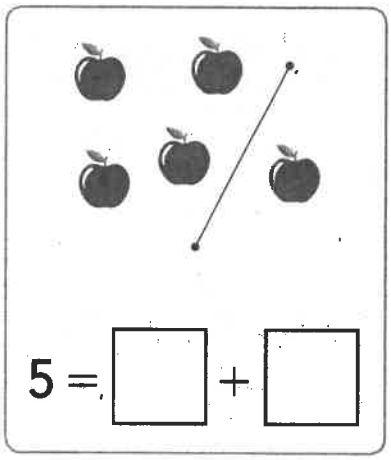

5 = ☐ + ☐



6 = ☐ + ☐

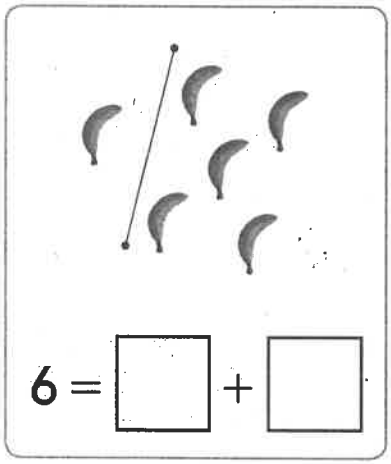

6 = ☐ + ☐

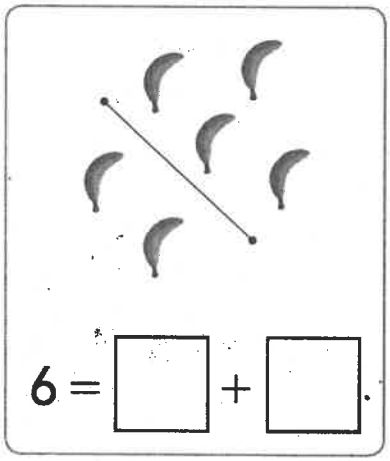

6 = ☐ + ☐

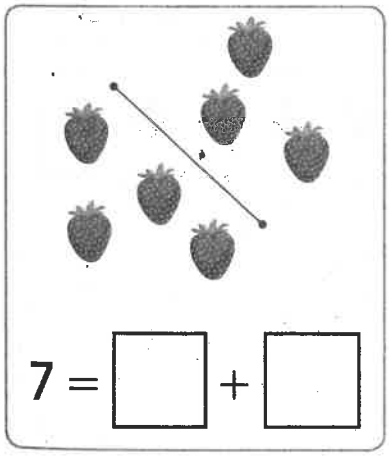

7 = ☐ + ☐

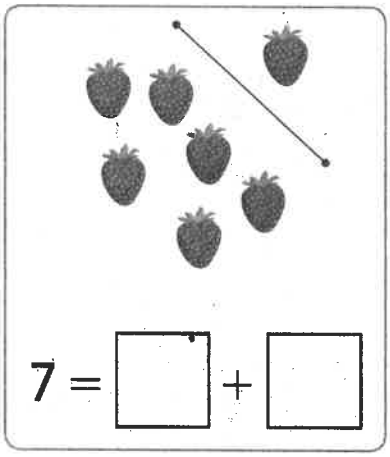

7 = ☐ + ☐

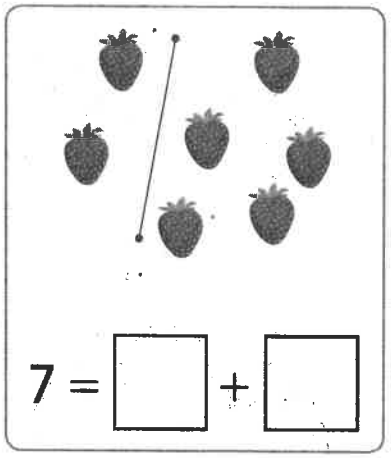

7 = ☐ + ☐

© Houghton Mifflin Harcourt Publishing Company

4-8
Practice

Name _____

Draw a line to show two partners. Write the partners.

4 = ☐ + ☐



4 = ☐ + ☐



10 = ☐ + ☐



10 = ☐ + ☐



10 = ☐ + ☐



10 = ☐ + ☐



10 = ☐ + ☐



5 = ☐ + ☐

5 = ☐ + ☐

6 = ☐ + ☐

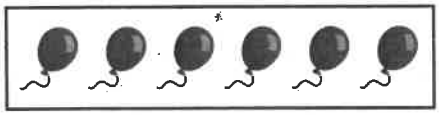

6 = ☐ + ☐



6 = ☐ + ☐

© Houghton Mifflin Harcourt Publishing Company

4-10 Practice

Name _____

1 Count and write the number. Circle the number that is greater.

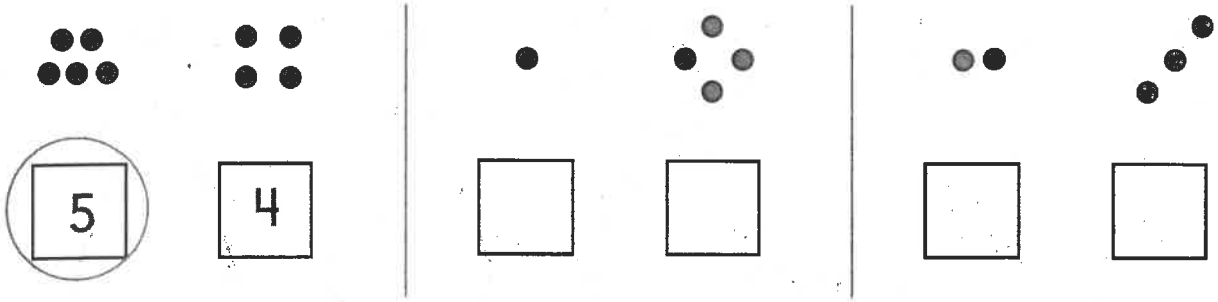

2 Count and write the number. Circle the number that is less.

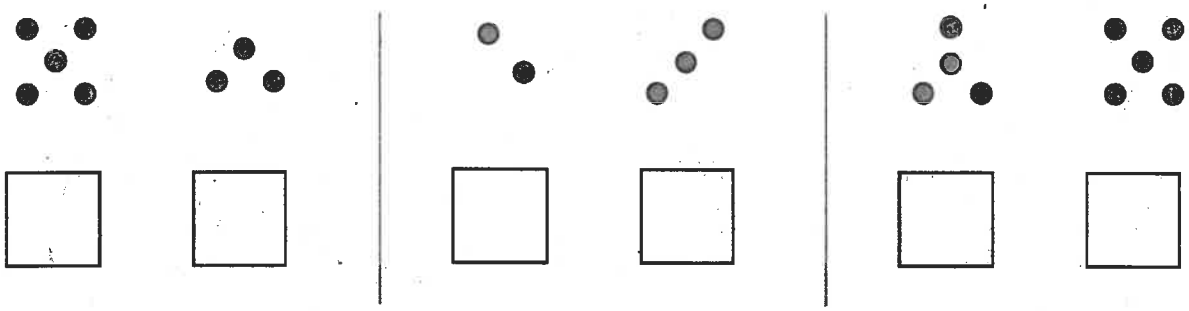

3 Draw lines to match. Ring the extras. Write the numbers and compare them. Write G for Greater than and L for Less than.

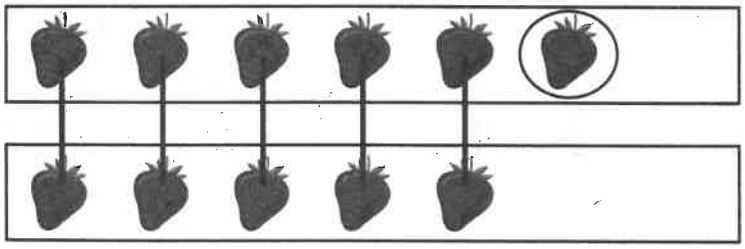

6 G

5 L

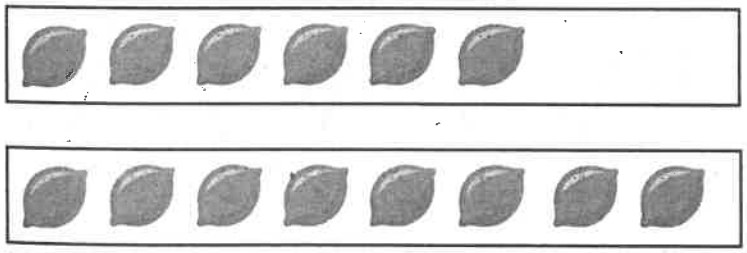

___ ___

___ ___

© Houghton Mifflin Harcourt Publishing Company

4-11
Practice

Name _____

Draw Tiny Tumblers on the Math Mountains.

10	10	10	10	10
5 5	6 4	7 3	8 2	9 1
6	6	6	6	6
1 5	2 4	3 3	4 2	5 1
5	5	5	5	2
1 4	2 3	3 2	4 1	1 1
4	4	4	3	3
1 3	2 2	3 1	1 2	2 1

© Houghton Mifflin Harcourt Publishing Company

4-13
Practice

Name _____

Draw Tiny Tumblers on the Math Mountains.

10	10	10	10	10
5 5	6 4	7 3	8 2	9 1
7	7	7	7	7
2 5	3 4	4 3	5 2	6 1
2	5	5	5	5
1 1	1 4	2 3	3 2	4 1

Write the numbers 1 through 20.

© Houghton Mifflin Harcourt Publishing Company

4-16
Practice

Name _____

1 Draw lines to match.

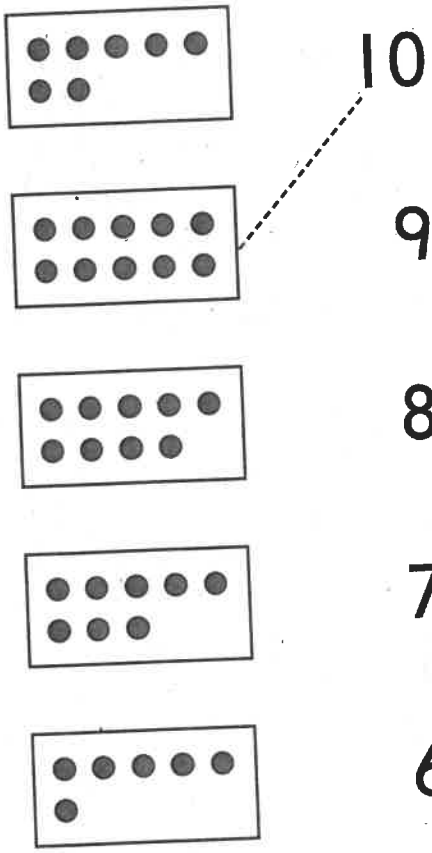

2 Make two matches.

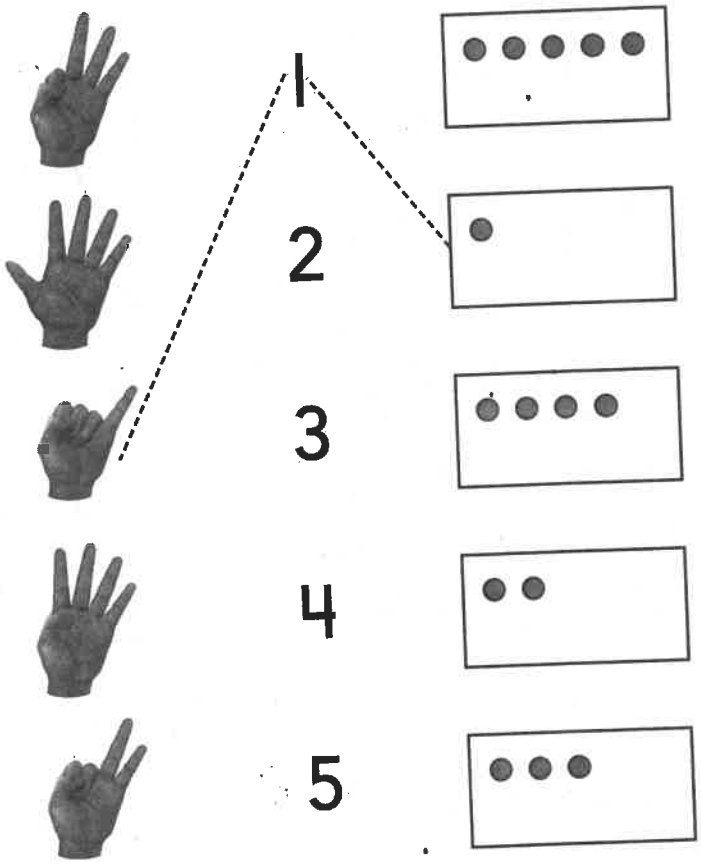

3 Connect the dots in order.

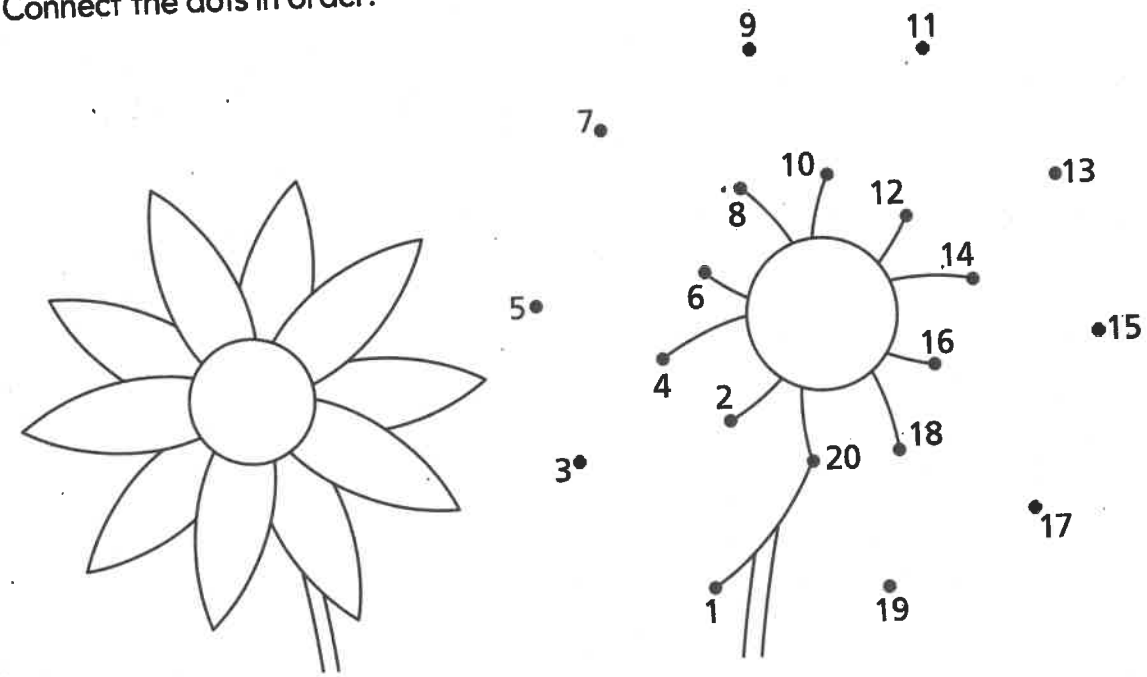

© Houghton Mifflin Harcourt Publishing Company

4-17
Practice

Name _____

1 Draw Tiny Tumblers on the Math Mountains.

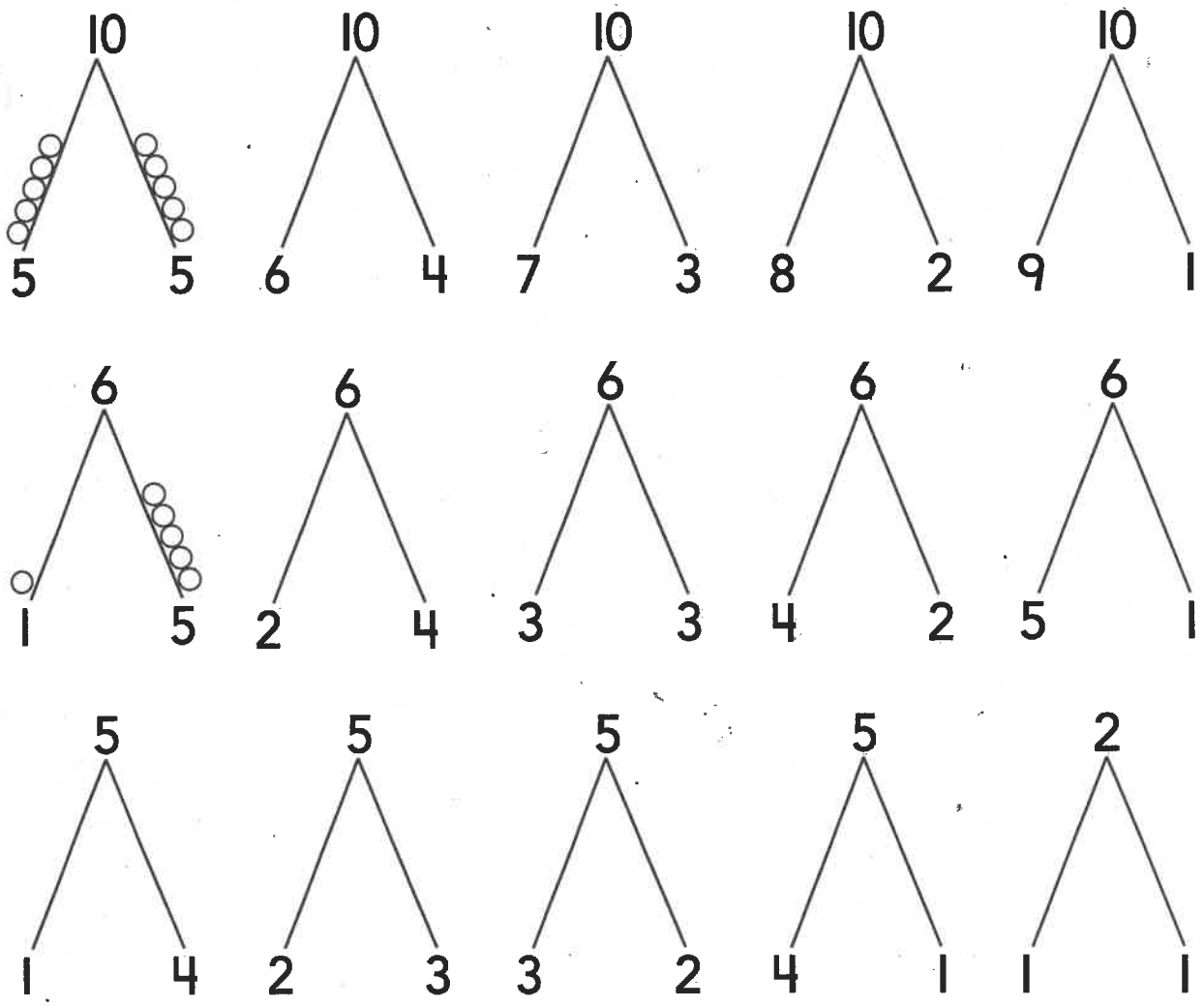

2 Write the numbers 1 through 20.

© Houghton Mifflin Harcourt Publishing Company

4-19
Practice

Name _____

1 Add the numbers.

2 + 0 = ☐	4 + 1 = ☐	1 + 4 = ☐
0 + 1 = ☐	1 + 3 = ☐	2 + 1 = ☐
0 + 4 = ☐	1 + 1 = ☐	2 + 2 = ☐
5 + 0 = ☐	1 + 2 = ☐	3 + 2 = ☐
0 + 3 = ☐	3 + 1 = ☐	2 + 3 = ☐

2 Connect the dots in order.

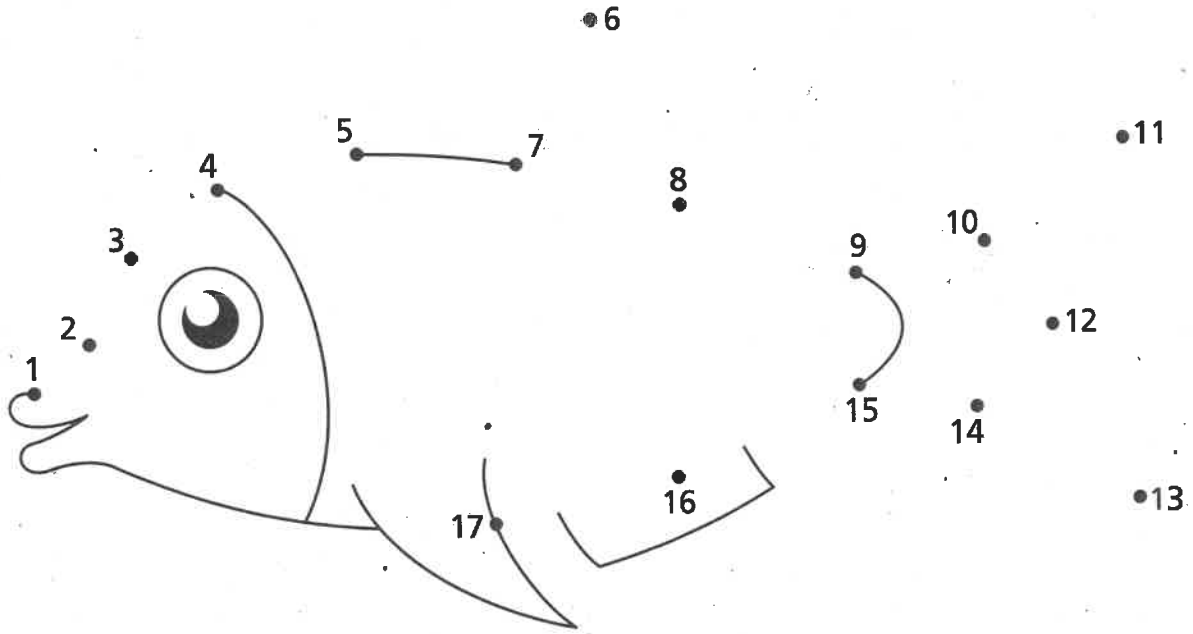

© Houghton Mifflin Harcourt Publishing Company

4-1
Reteach

Name _____

Write a number to show how many.

1

8

2

3 

4

5 How many bananas and oranges are there in all?

14

6 How many carrots and potatoes are there in all?

© Houghton Mifflin Harcourt Publishing Company

4-2
Reteach

Name _____

Look at and write the partners.

1. 10 = 8 + 2

2. 10 = ☐ + ☐

3. 10 = ☐ + ☐

4. 10 = ☐ + ☐

5. 10 = ☐ + ☐

6. 10 = ☐ + ☐

© Houghton Mifflin Harcourt Publishing Company

4-3
Reteach

Name _____

Look at the partners. Draw a line to the equation that matches.

$12 = 10 + 2$	$10 + 3 = 13$
$13 = 3 + 10$	$10 + 5 = 15$
$15 = 10 + 5$	$10 + 2 = 12$

$16 = 10 + 6$	$10 + 8 = 18$
$18 = 10 + 8$	$10 + 9 = 19$
$19 = 10 + 9$	$10 + 6 = 16$

© Houghton Mifflin Harcourt Publishing Company